

Budget Vote • Tuesday, May 21, 2019

A Message From the Superintendent

Dear Akron School Community,

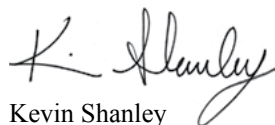
When creating budgets, our goal is to create an educationally sound and fiscally responsible budget. This newsletter will provide an overview of the proposed budget for the 2019-20 school year. The proposed budget increases programs and services for students while keeping the tax levy increase to .97% which is well under the NYS tax cap. This is the 5th year in a row that the increase has been under 1%.

New this year to the May vote is a proposition for purchasing school buses which has traditionally been voted on in December. For the past several years our plan has been to purchase two to four buses or other vehicles each year. This plan has been very effective in keeping buses safe for our students and has maintained our fleet so that we have not been faced with replacing large numbers of buses at the same time.

Additionally, we are proposing to add a part time teacher to provide Mathematics Academic Intervention Services at the elementary level. We are also proposing to add a small stipend which will enable us to maintain our food pantry during the summer months.

I want to thank the members of the Akron School Community for their continued support. If you have any questions regarding the budget or the budget process, please contact me at 542-5006 or KShanley@akronk12.org.

Yours in education,



Kevin Shanley



Kevin Shanley
*Superintendent
of Schools*

James Grant
President

David Penn
Vice-President

Shannon Cinotti
Deborah Forrestel
Phillip Kenline
Robert Masse
Erik Polkowski

AKRON

CENTRAL SCHOOL DISTRICT

MAY 2019

B U D G E T I S S U E VOTE

In this issue...

A Message from the Superintendent.....	page 1	Proposed Budget Summary for 2019-20.....	page 6, 7
Highlights From Our Buildings	page 2	STAR Information.....	page 7
Budget Notice	page 3	Contingent Budget Spending	page 7
NYS Report Card on Fiscal Accountability.....	pages 4, 5	Sample Ballot.....	page 8

www.akronschoools.org



Akron Elementary School Highlights & Achievements 2018-19

- Over the past five years Akron Elementary has improved its Elementary School ranking in *Business First* by 64 spots for both public and private schools. Each year we're making positive gains!
- Students were able to participate in a variety of afterschool enrichment programs including Science Nature Ed-Ventures, Culture Kids (a foreign language program for Spanish), Girls on the Run, athletic intramurals for grades 4 and 5, and Lego Builder's Club. This year more than 375 students registered to participate in at least one of these programs.
- Akron Elementary once again is partnering with the Akron-Newstead Rotary for the "Blessings in a Backpack" program. Through this program, participating students are provided with non-perishable food every Friday.
- Students work very hard on their character building traits by becoming "bucket fillers" not "bucket dippers." Each time the students fill up the huge Character Bucket with "No 'Lion' - We Are Wild About Good Character" tickets, students earn a school-wide reward celebrating GREAT CHARACTER. So far, they have earned a movie and school-wide BINGO game.
- Participation in several Service Learning opportunities is encouraged and can include our annual Canned Food Drive which this year generated nearly 2,000 items in support of the Akron-Newstead Food Pantry; Operation Toothbrush, for which over 2,100 personal hygiene items were collected to benefit those in need locally; Grade 2 and 3 walked to The Cloisters bringing holiday cheer with gifts and song; the annual Jump Rope for Heart Campaign for the American Heart Association raised more than \$1,600; and still to come, the 4th Annual Linda Kwasniak Fun Run in May that will highlight ALS awareness.



Akron Middle School Highlights & Achievements 2018-19

- Akron Middle School is ranked 12th out of 151 Public Middle Schools in Western New York according to *Business First*!
- Akron Middle School Science teachers Mrs. Danielle Class and Mrs. Karen Muscarella and Technology teacher Mrs. Christina O'Malley earned the distinct title of New York State Master Teacher for Governor Cuomo's Master Teacher Program. They are dedicated professionals who lay the groundwork for a lifelong love of science and technology among their students.
- 8th grade students in Creative Design and Engineering visited Niagara Falls to learn about hydro-electric power generation by touring the Maid of the Mist and the Niagara Power Vista. They then connected skills in basics of electricity, electronics, and computer programming to build robots with new Adafruit and Arduino kits. This May they will see Civil and Structural Engineering in action as they tour the Darwin D. Martin House, Buffalo City Hall, and view other architectural greats.
- The NYSSMA Junior High Music Festival was hosted once again at Akron Schools in November. This spring, our school celebrated "Music in Our Schools Month" putting on the musical production of *The Addams Family*, Music & Munchies Orchestra concert and the annual Cabaret Concert. Our school also received for the 7th consecutive year, national recognition with the Best Communities for Music Education designation.
- Grade 6 students attended a Buffalo Sabres practice session at the Key Bank Center hosted by the Buffalo Sabres, the NHL and NHL Players' Association Future Goals program. They learned how science, tech engineering and math play a role in sports and then watched their favorite players practice from the arena bowl.



Akron High School Highlights & Achievements 2018-19

- Akron High School once again received the annual recognition from the New York State Education Department as a Rewards School. Additionally, Akron High School was recognized in the Top 500 Schools nationally from *US News & World Report* and *Newsweek* magazines as well as an Honor Roll ranking from *Business First*.
- For the third consecutive year, students traveled to Bani, Dominican Republic, for a week-long service trip to support the needs of the impoverished in the community. This year, they ripped out and replaced the concrete in the playground area and built the hardscaping of a garden at the Elizabeth Seton Nutrition Center while developing relationships.
- The Business curriculum was expanded to include an Entrepreneurship class which features a partnership with the Akron Market on Main, bringing real business experiences to our students.
- Through student and teacher volunteer work, the World War II Memorial located in the main hallway of the High School was renovated and rededicated. The presence of several WWII veterans who had attended ACS prior to their service made the rededication ceremony all the more meaningful for students, staff and community members in attendance.
- Our High School has increased its focus on mental health and wellness among our students through a variety of programs, most notably the re-institution of the Wellness Day. The event offers a myriad of activities and workshops, providing opportunities for participant exploration while encouraging them to improve their physical and mental well-being.



Akron Central School District Budget Notice

OVERALL BUDGET PROPOSAL	Budget Adopted for the 2018-19 School Year	Budget Proposed for the 2019-20 School Year	Contingency Budget for the 2019-20 School Year*
Total Budgeted Amount, Not Including Separate Propositions	\$ 31,613,103	\$ 35,187,360	\$ 34,828,628
Increase/Decrease for the 2019-20 School Year		\$ 3,574,257	\$ 3,215,525
Percentage Increase/Decrease in Proposed Budget		11.31%	10.17%
Change in the Consumer Price Index		2.44%	
A. Proposed Levy to Support the Total Budgeted Amount	\$ 9,779,800	\$ 9,875,144	
B. Levy to Support Library Debt, if Applicable			
C. Levy for Non-Excludable Propositions, if Applicable **			
D. Total Tax Cap Reserve Amount Used to Reduce Current Year Levy			
E. Total Proposed School Year Tax Levy (A + B + C - D)	\$ 9,779,800	\$ 9,875,144	\$9,779,800
F. Total Permissible Exclusions	\$ 188,974	\$ 65,855	
G. School Tax Levy Limit, <u>Excluding</u> Levy for Permissible Exclusions	\$ 9,635,913	\$ 9,903,706	
H. Total Proposed School Year Tax Levy, <u>Excluding</u> Levy to Support Library Debt and/or Permissible Exclusions (E – B – F + D)	\$ 9,590,826	\$ 9,809,289	
I. Difference: G – H (Negative Value Requires 60.0% Voter Approval – See Note Below Regarding Separate Propositions) **	\$ 45,087	\$ 94,417	
Administrative Component	\$ 3,331,029	\$ 3,491,228	\$ 3,422,490
Program Component	\$ 21,545,899	\$ 22,202,703	\$ 22,137,553
Capital Component	\$ 6,736,175	\$ 9,493,429	\$ 9,268,585

*Provide a statement of assumptions made in projecting a contingency budget for the 2019-20 school year, should the proposed budget be defeated pursuant to Section 2023 of the Education Law.

A contingent budget for 2019-20 is anticipated to result in a decrease of \$204,650 in contingent equipment expenditures. Other non-contingent expenditure lines that total \$154,082 will also be reduced if necessary. Final contingent budget decisions will be made by the Board of Education in late May if required. Please also note that a contingent budget would require the district to charge for the use of their facilities.

**List Separate Propositions that are not included in the Total Budgeted Amount: (Tax Levy associated with educational or transportation services propositions are not eligible for exclusion and may affect voter approval requirements)

Description	Amount
Purchase and financing of school buses	\$ 415,000

Under the Budget Proposed for the 2019-20 School Year
Estimated Basic STAR Exemption Savings ¹
\$ 444

The annual budget vote for the fiscal year 2019-20 by the qualified voters of the Akron Central School District, Erie County, New York, will be held at the High School Gymnasium #3 in said district on Tuesday, May 21, 2019 between the hours of 12:00pm and 9:00pm, prevailing time at which time the polls will be opened to vote by voting ballot or machine.

¹ The basic school tax relief (STAR) exemption is authorized by section 425 of the Real Property Tax Law.

The New York State School Report Card Fiscal Accountability Supplement for AKRON CSD

New York State Education Law and the Commissioner's Regulations have required the attachment of the NYS School Report Card to the public school district budget proposal. The regulations required that certain expenditure ratios for general education and special education students be reported and compared with ratios for similar districts and all public schools. The required ratios for this district are reported below.

2016-2017 School Year		General Education	Special Education
This School District	Instructional Expenditures	\$13,186,634	\$5,322,931
	Pupils	1,360	202
	Expenditures Per Pupil	\$9,696	\$26,351
Similar District Group	Instructional Expenditures	\$8,563,600,218	\$3,606,900,434
	Pupils	741,547	112,197
	Expenditures Per Pupil	\$11,548	\$32,148
Total of All School Districts in NY State	Instructional Expenditures	\$33,589,192,945	\$15,340,293,380
	Pupils	2,646,512	467,779
	Expenditures Per Pupil	\$12,692	\$32,794
Similar District Group Description: Average Need/Resource Capacity			

Instructional Expenditures for General Education are K-12 expenditures for classroom instruction (excluding Special Education) plus a proration of building level administrative and instructional support expenditures. These expenditures include amounts for instruction of students with disabilities in a general-education setting. District expenditures, such as transportation, debt service and district-wide administration are not included.

The pupil count for General Education is K-12 average daily membership plus K-12 pupils for whom the district pays tuition to another school district. This number represents all pupils, including those classified as having disabilities and those not classified, excluding only students with disabilities placed out of district. Pupils resident in the district but attending a charter school are included. For districts in which a county jail is located, this number includes incarcerated youth to whom the district must provide an education program.

Instructional Expenditures for Special Education are K-12 expenditures for students with disabilities (including summer special education expenditures) plus a proration of building-level administrative and instructional support expenditures. District expenditures, such as transportation, debt service and district-wide administration are not included.

The pupil count for Special Education is a count of K-12 students with disabilities for the 2016-17 school year plus students for whom the district receives tuition from another district plus students for whom the district pays tuition to another district. Students attending the State schools at Rome and Batavia, private placements and out-of-state placements are included.

Instructional Expenditures Per Pupil is the simple arithmetic ratio of Instructional Expenditures to Pupils. The total cost of instruction for students with disabilities may include both general- and special-education expenditures. Special-education services provided in the general education classroom may benefit students not classified as having disabilities.

2016-2017 School Year	This School District	Similar District Group	Total of All School Districts in NY State
Total Expenditures Per Pupil	\$21,078	\$22,738	\$24,712

Total Expenditures Per Pupil is the simple arithmetic ratio of Total Expenditures to Pupils. Total Expenditures include district expenditures for classroom instruction, as well as expenditures for transportation, debt service, community service and district-wide administration that are not included in the Instructional Expenditure values for General Education and Special Education. As such, the sum of General Education and Special Education Instructional Expenditures does not equal the Total Expenditures.

The numbers used to compute the statistics on this page were collected on the State Aid Form A, the State Aid Form F, the School District Annual Financial Report (ST-3), and from the Student Information Repository System (SIRS).

The New York State School Report Card Information about Students with Disabilities for AKRON CSD

New York State Education Law and the Commissioner’s Regulations has required the attachment of the NYS School Report Card to the public school district budget proposal. The regulations required reporting students with disabilities by the percent of time they are in general education classrooms and the classification rate of students with disabilities. These data are to be compared with percentages for similar districts and all public schools. The required percentages for this district are reported below.

Student Counts as of October 4, 2017	This School District		Similar District Group	Total of All School Districts in NY State
Student Placement – Percent of Time Inside Regular Classroom	Count of Students with Disabilities	Percentage of Students with Disabilities	Percentage of Students with Disabilities	Percentage of Students with Disabilities
80% or more	114	65.90%	57.27%	58.68%
40% - 79%	17	9.83%	18.92%	11.47%
Less than 40%	32	18.50%	16.60%	19.09%
Separate Settings	9	5.20%	4.57%	5.34%
Other Settings	1	0.58%	2.64%	5.42%

The source data for the statistics in this table were reported through the Student Information Repository System (SIRS) and verified in Verification Report 5. The counts are numbers of students reported in the least restrictive environment categories for school-age programs (ages 6-21) on October 4, 2017. The percentages represent the amount of time students with disabilities are in general-education classrooms, regardless of the amount and cost of special education services they receive. Rounding of percentage values may cause them to sum to a number slightly different from 100%.

School-age Students with Disabilities Classification Rate

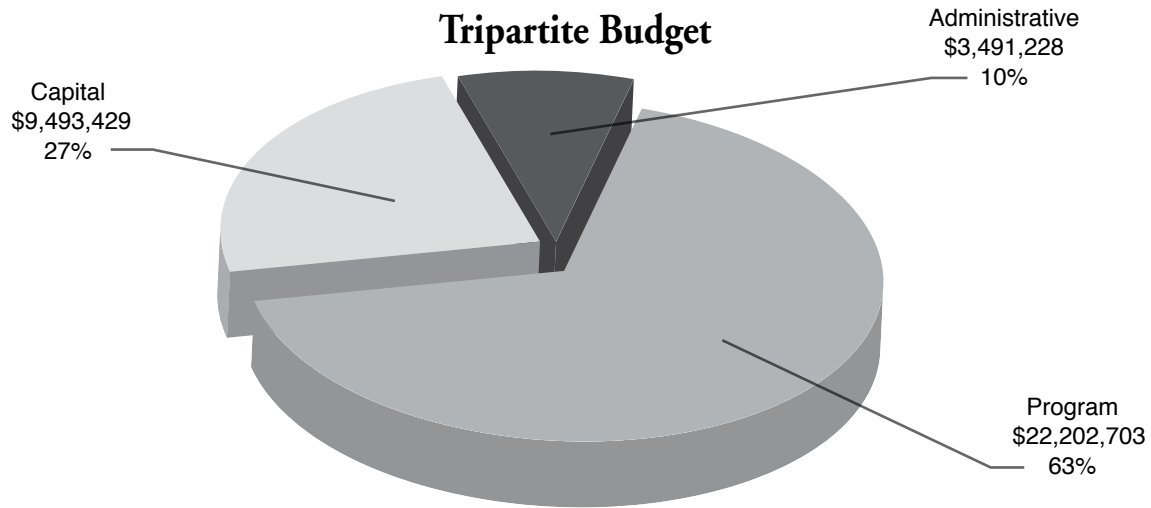
2017-18 School Year	This School District	Similar District Group	Total of All School Districts in NY State
Special Ed Classification Rate	12.69%	13.55%	15.26%

This rate is a ratio of the count of school-age students with disabilities (ages 4-21) to the total enrollment of all school-age students in the school district, including students who are parentally placed in nonpublic schools located in the school district. The numerator includes all school-age students for whom a district has Committee on Special Education (CSE) responsibility to ensure the provision of special education services. The denominator includes all school-age students who reside in the district. In the case of parentally placed students in nonpublic schools, it includes the number of students who attend the nonpublic schools located in the school district. Source data are drawn from the SIRS and from the Basic Education Data System (BEDS).

Similar District Group Description: Average Need/Resource Capacity



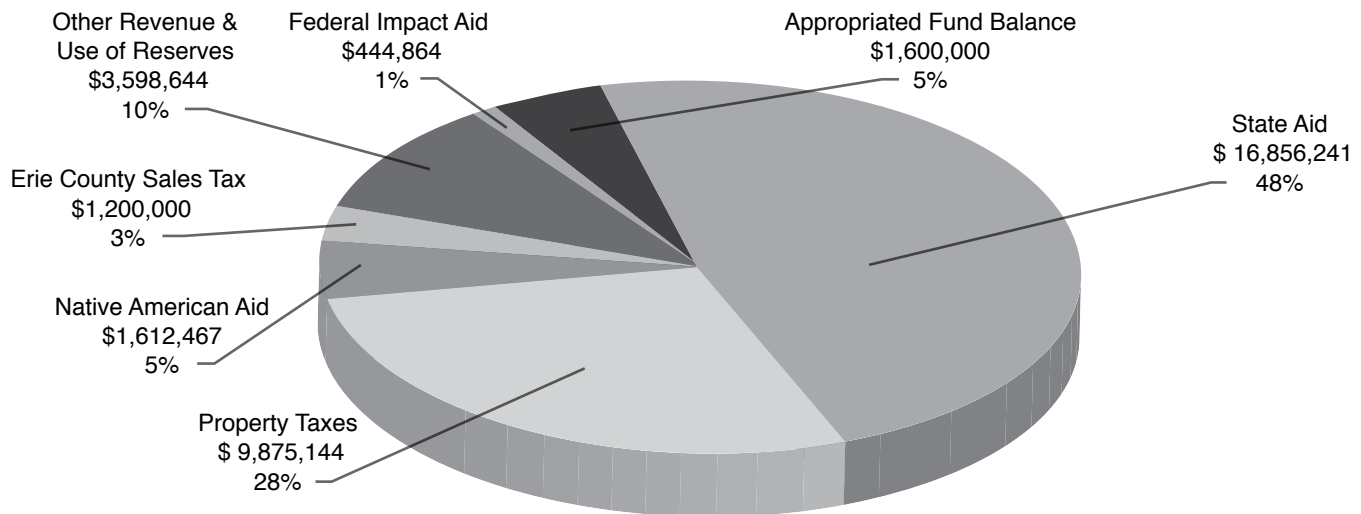
2019-2020 General Fund Appropriations



	Adopted 2018-19	Proposed 2019-20	\$	Change
Administrative Component				
Board of Education/District Clerk	\$ 19,000	\$ 24,624	\$	5,624
Central Office/District Services	\$ 1,315,374	\$ 1,348,526	\$	33,152
Legal & Personnel	\$ 111,000	\$ 149,000	\$	38,000
Instructional Administration	\$ 1,115,907	\$ 1,230,645	\$	114,738
Allocated Employee Benefits	\$ 769,748	\$ 738,433	\$	(31,315)
	\$ 3,331,029	\$ 3,491,228	\$	160,199
Program Component				
Instruction	\$ 9,882,275	\$ 10,360,180	\$	477,905
Exceptional Education	\$ 4,663,544	\$ 4,880,485	\$	216,941
Co-Curricular & Athletics	\$ 619,018	\$ 642,398	\$	23,380
Transportation	\$ 1,131,494	\$ 1,215,275	\$	83,781
Allocated Employee Benefits	\$ 5,249,568	\$ 5,104,365	\$	(145,203)
	\$ 21,545,899	\$ 22,202,703	\$	656,804
Capital Component				
Operations & Maintenance	\$ 2,099,779	\$ 2,222,802	\$	123,023
Debt Service	\$ 4,140,613	\$ 4,179,582	\$	38,969
Transfer to Capital Fund (Reserve)	\$ -	\$ 2,600,000	\$	2,600,000
Allocated Employee Benefits	\$ 495,783	\$ 491,045	\$	(4,738)
	\$ 6,736,175	\$ 9,493,429	\$	2,757,254
Total Expenditures	\$ 31,613,103	\$ 35,187,360	\$	3,574,257



2019-2020 Proposed General Fund Revenues



	Adopted 2018-19	Proposed 2019-20	\$ Change
State Aid:			
Foundation Aid/General Aid	\$ 10,023,227	\$ 10,243,531	\$ 220,304
Excess Cost Aid	\$ 597,165	\$ 594,304	\$ (2,861)
BOCES	\$ 950,000	\$ 1,073,586	\$ 123,586
Hardware and Technology	\$ 24,628	\$ 24,349	\$ (279)
Textbook, Software, Library	\$ 114,624	\$ 110,047	\$ (4,577)
Transportation	\$ 1,194,827	\$ 1,232,471	\$ 37,644
Building	\$ 3,728,054	\$ 3,577,953	\$ (150,101)
	\$ 16,632,525	\$ 16,856,241	\$ 223,716
Other Revenue:			
Native American Aid	\$ 1,554,000	\$ 1,612,467	\$ 58,467
Erie County Sales Tax	\$ 1,200,000	\$ 1,200,000	\$ -
Federal Impact Aid	\$ 386,218	\$ 444,864	\$ 58,646
Other Revenues	\$ 410,560	\$ 589,500	\$ 178,940
Appropriated Fund Balance	\$ 1,600,000	\$ 1,600,000	\$ -
Use of Reserves	\$ 50,000	\$ 3,009,144	\$ 2,959,144
	\$ 5,200,778	\$ 8,455,975	\$ 3,255,197
Real Property Tax Levy:	\$ 9,779,800	\$ 9,875,144	\$ 95,344
Total Revenues:	\$ 31,613,103	\$ 35,187,360	\$ 3,574,257

Contingent Budget Spending

Contingency budget estimates are based on Section 2023 of the Education Law. A contingency budget for Akron CSD for 2019-20 is anticipated to result in a decrease of approximately \$358,732 from the original budget of \$35,187,360.

Under a contingency budget, state law allows a school district to operate the regular instructional program, preserve the health and safety of students and staff, and protect the district's property. Districts are prohibited from spending money on items such as new equipment or nonessential maintenance projects. In addition, a district would be required to charge for public use of their facilities, except when there is no cost to the district.

STAR Program Information

The New York State School Tax Relief Program (STAR) provides New York homeowners with partial exemptions from school property taxes. For information on how the relief program works or how calculations are made, please contact the Town of Newstead Assessor's Office, 5 Clarence Center Road, P.O. Box 227, Akron, NY 14001 or call (716)542-4574 or visit www.tax.ny.gov/star.

SAMPLE BALLOT

PROPOSITION NO. 1 – 2019-2020 BUDGET

Shall the following resolution be adopted?

RESOLVED, that the budget for the Akron Central School District (the “District”) for the fiscal year commencing July 1, 2019 and ending June 30, 2020, as presented by the Board of Education, is hereby approved and adopted, and the required funds therefore are hereby appropriated, and the necessary real property taxes required shall be raised by a tax on the taxable property in the District to be levied and collected as required by law.

YES NO

PROPOSITION NO. 2

Acquisition of School Buses (and Related Equipment)

Shall the following resolution be adopted?

RESOLVED, that the Board of Education of the Akron Central School District, Erie, Genesee and Niagara Counties, New York (the “District”), is hereby authorized to purchase school buses (and related equipment) for use in the transportation program of the District, including three (3) sixty-six (66)-passenger buses, at an estimated maximum cost of \$115,000 each, and one (1) wheelchair van-type bus, at an estimated maximum cost of \$70,000, and to expend therefor an aggregate sum not to exceed \$415,000; and be it further

RESOLVED, that the sum of \$415,000 (which may include certain up-front financing costs and is the total of the aforesaid estimated maximum cost figures), plus an amount for interest thereon, shall be funded by the levy of a tax upon the taxable property of the District and collected in annual installments as provided by Section 416 of the Education Law; and be it further

RESOLVED, that in anticipation of such tax, bonds or other obligations (including, without limitation, obligations arising under leases, lease/purchase contracts or installment purchase contracts having a term of not more than five years) of the District shall be issued or entered into in accordance with applicable provisions of New York State law; and be it further

RESOLVED, that New York State Transportation Aid funds expected to be received by the District are anticipated to offset a substantial part of such costs, and such funds, to the extent received, shall be applied to offset and reduce the amount of taxes herein authorized to be levied.

YES NO

Board of Education Members

Three (3) Seats Vacant

The election of members of the Board of Education shall be held to fill three (3) at-large vacancies on the Board created by the expiration on June 30, 2019 of the terms of Board members Shannon Cinotti, Deborah Forrestel and David Penn. All seats are for three (3) year terms.

A drawing was conducted to determine the order in which Board of Education candidates will appear on the ballot. The order will be as follows:

1. Jody Brege
2. Deborah Forrestel
3. Michael Winter
4. Heather Cayea
5. David Penn

Please  **VOTE**

Tuesday, May 21, 2019 • 12:00 Noon - 9:00 p.m.

**High School Gymnasium #3
(orange gym)**

**ABSENTEE BALLOT APPLICATIONS AVAILABLE IN THE DISTRICT
OFFICE BETWEEN THE HOURS OF 8:00AM and 3:30PM.**

US Postage
Non-Profit
PAID
Permit #41
Akron, NY

Akron Central School
47 Bloomingdale Avenue
Akron, NY 14001

BOXHOLDER
Akron, New York 14001

Board of Education

James Grant - President
David Penn - Vice President
Shannon Cinotti
Deborah Forrestel
Phillip Kenline
Robert Masse
Erik Polkowski

Superintendent of Schools

Kevin Shanley

www.akronschools.org

District Phone Numbers

Main District Phone - 542-5010
District Office - 542-5006
Business Office - 542-5020
High School - 542-5030
HS Guidance Office - 542-5035
HS/MS Nurse - 542-5036
Middle School - 542-5040
Elementary School - 542-5050
Elementary Nurse - 542-5056
Central Registrar - 542-5039
Educational Services - 542-5060
Special Education - 542-5077
Athletic Office - 542-5088
Instructional Technology - 542-5045
Building & Grounds - 542-5025
Bus Garage - 542-5026
Food Service - 542-5027
District Fax - 542-5018